



RL PASH RESERVE
FINAL CONCEPT DESIGN

FOR COUNCIL ENDORSEMENT
17.07.23

1. Design Themes
2. Final Concept Design
3. Products & Materials
4. Planting
5. 3D Render & Sun Study
6. Options Exploration

issue	rev	date
	A	25.01.23
	B	17.07.23

During the development of the concept design, themes have been explored drawing inspiration from both the pre-european and post settlement landscape.

'The Pine Forest'

- The use of timber for local building
- Pre-european tree species on this site
- Connection to aboriginal culture

Connection to Water

- Integration of a swale and dry creek bed
- Use of wells in the area for water
- Connection to aboriginal culture



- felled trees
- adelaide plains understorey planting
- circular shape of the well
- bioretention swale to connect to water

replacement exercise equipment:

- ① 3 pieces each zone

play equipment:

- ② double swing
- ③ slide mound with climbing net
- ④ re-use boat
- ⑤ basket swing
- rock and log edging

new fencing

- new gates

youth offering:

- ⑥ bouldering wall
- ⑦ table tennis

- ⑧ new all access picnic setting

informal log seating

- ⑨ new biofiltration swale
- ⑩ retain existing pathways
- ⑪ retain open space

retain existing:

- ⑫ single burner bbq
- ⑬ picnic setting with new shelter above (optional)
- ⑭ seats
- ⑮ drink fountain/bottle refill
- ⑯ artwork

compacted sand surface

organic softfall

rubber softfall

mural opportunity to boundary wall

new tree planting (x 2)



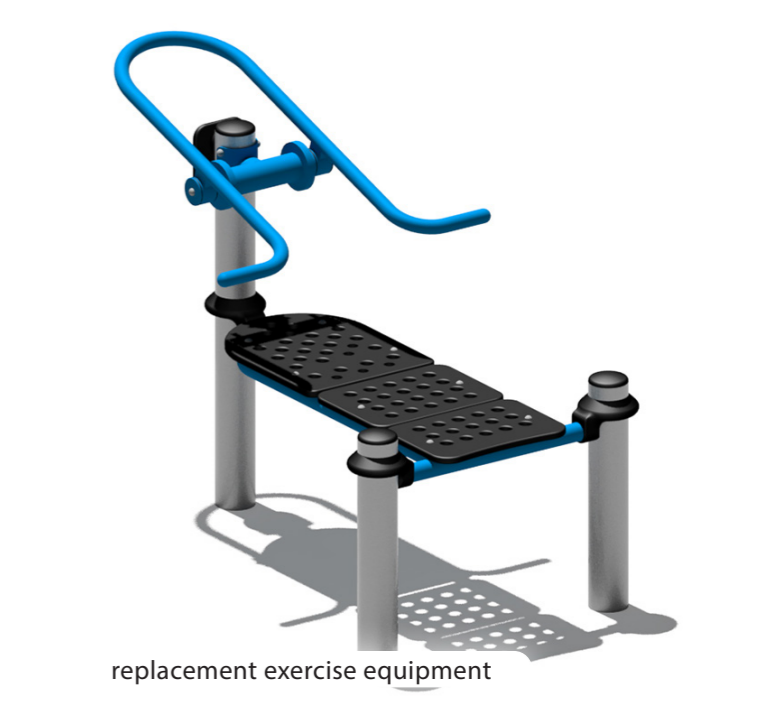
This project is proudly supported by the Government of South Australia through the Department for Infrastructure and Transport.

1:200 @ A1



nailsworth
community
centre







sand stone rocks



compacted stabilised sand




rock edging



balancing logs




picnic setting



seating logs



log edging



softfall mulch & rubber







Half court basket ball court vs bouldering

